

# CEL-FI QUATRA 1000

## 3G / 4G / LTE

In-building Cellular Solution

DATA SHEET

MODEL NUMBERS:  
Q34-2/4/5/12NU  
Q34-2/4/5/12CU

Cel-Fi QUATRA 1000 is a scalable in-building cellular solution that is both a cost-efficient and easy-to-deploy solution, delivering high-quality signal in venues up to 200,000 square feet (19,000 square meters). It is a hybrid solution that combines the best of active DAS and Smart Booster technologies. It operates in off-air mode or can be integrated with carrier small cell equipment and operated in distributed small cell mode, creating a Supercell.



## Benefits:

- **Lowest costs per ft<sup>2</sup>**
- **Scalable Coverage and Capacity for Up to 200,000 ft<sup>2</sup> (19,000 m<sup>2</sup>)**
- **Designed for Off-Air or Small Cell Applications**
- **Easiest-to-Deploy with Signal Quality Maximized by AntennaBoost**
- **Remote Monitoring and Management via Cel-Fi WAVE Portal**

## System Features

### Enterprise-class, carrier-grade, small footprint active DAS

MIMO RF inputs for (a) small cell donor or (b) external off-air donor antenna  
Network Unit (NU) (Head End) attaches to Coverage Unit (CU) (Remote Unit) via Cat 5e cable  
A single NU and up to four (4) CUs may be attached (hub and spoke architecture) in a Cel-Fi QUATRA system  
Multiple Cel-Fi QUATRA systems may be deployed to increase coverage footprint  
Up to 325 ft (100 m) range from NU to CU  
Cel-Fi QUATRA Range Extender (QRE) (optional) may be used to increase NU-to-CU distance to 650 ft (200 m)  
Remote Management through Nextivity's Cel-Fi WAVE cloud platform  
Easiest installation in its class  
Glanceable LED User Interface (UI)  
Supporting smart phone application (QMT)  
Mounting hardware included

## Wireless Features

### Supports up to four (4) bands simultaneously from a single operator

3G/4G/LTE support (WCDMA / HSPA+ / LTE)  
Supports FDD  
MIMO (in two bands, see table below for specifics per model)  
Up to 100dB system gain per band (in Off-Air mode)  
Peaceful coexistence with adjacent Wi-Fi (2.4 GHz & 5 GHz), femtocells, and cellular devices  
Advanced digital echo-cancellation (>30dB) and channel select filtering algorithms  
Active management of the cellular link between the Base Station and user devices  
Automatic Gain Control (AGC) based on fast real-time echo-cancellation  
Linear RF front end  
Adaptive signal equalization  
Uses Nextivity's 3rd-generation "ARES" chipset

## Mobile Network and Network Protection Features

Global band combinations available for Americas, Europe, Asia, Oceania, and Africa  
Systems are pre-configured for a single carrier (network operator)  
Integration, handover, and handoff with the macro network  
Supports multiple channels with bandwidths of 3.84/5/10/15/20 MHz per channel  
Works with any user equipment (UE) for the configured network (no whitelist/blacklist)  
Up to 75 MHz system relay bandwidth  
Support for 3GPP Release 10 features  
Provider-specific system: Cel-Fi QUATRA distributes and boosts service only for the Operator PLMNIDs for which the device is authorized and configured  
Secure and ciphered provisioning  
System intelligence accurately establishes proper safe uplink power in real time  
Uplink Muting Mode automatically shuts down uplink cellular transmissions when no active user equipment is detected  
System shuts down upon Operator's network command or failure detection

## Benefits

Easiest to deploy Active DAS Hybrid  
Distribute and boost cellular coverage indoors

3G and 4G support, Voice and Data, network safe

Coverage footprint provided via Power over Ethernet (PoE); no requirement for additional power source at CU (RU)

System can accept various Donor signal inputs: Small Cell; OTA (off-air) via external antenna; and, OTA via internal donor antenna

### Donor Antenna (Small Cell input required)

Attach to Small Cell, mitigates local macro capacity and interference issues

Simplest Installation: NU (Head End) and CU (RU) connect with Cat 5e-rated (or better) cable

Scalable architecture allows multiple Cel-Fi QUATRA systems to be deployed in the same environment for larger footprint (small cell input required)

LED cues provides visual feedback for ease of setup and status

Works with any subscriber device from the configured Operator

QMT (QUATRA Management Tool) smartphone app further simplifies installation

System management from the cloud through the Cel-Fi WAVE platform

Wall and ceiling mounting options

### Wireless Benefits

Clear and reliable cellular connections within coverage area up to 50,000 ft<sup>2</sup> (5000 m<sup>2</sup>) per system

Highest gain (100dB) provides best coverage footprint

Advanced Echo-Cancelation allows Cel-Fi QUATRA to transmit more power without feedback interference

Subscriber devices require less transmit power for improved battery life

Linearity eliminates IMD desense issues

Dynamic gain control ensures maximum gain—best coverage—at all times in ever changing RF environments, without user intervention

Nextivity purpose-built, high-performance, six core ASIC processor, provides best performance at lowest cost

### Mobile Network Benefits

Flexibly deploy in LTE, VoLTE, LTE-Advanced, and WCDMA networks, with multiple cellular bands, simultaneously

Automatically adjusts channel bandwidths from 3.84 MHz to 20 MHz

Sufficient relay bandwidth (75 MHz) to support SISO and MIMO in multiple bands

Off-load the macro network, or use to improve macro capacity and building propagation/penetration

Cel-Fi QUATRA system improves users' cellular experience while remaining invisible to networks and UEs: no gateways or third-party software needed

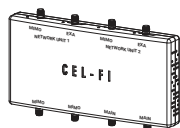
UE control is transparent and remains centralized in the network core (no gateways or third-party software)

### Variants

Model Number (base)	Bands Supported	MIMO Support	Crossover Support
Q34-2/4/5/12	2, 4, 5, 12	4, 12	2, 5
Q34-2/4/5/13	2, 4, 5, 13	4, 13	2, 5
Q34-1/3/8/20	1, 3, 8, 20	3, 20	1, 8
Q34-1/3/7/8	1, 3, 7, 8	3, 7	1, 8
Q34-1/7/8/20	1, 7, 8, 20	7, 20	1, 8
Q34-3/5/7/28	3, 5, 7, 28	7, 28	3, 5

\*Crossover Support allows 3G and LTE to exist simultaneously in these bands

### Small Cell Interface Kit (SCIF) #Q34-SCI



The Cel-Fi QUATRA SCIF is designed to simplify connecting a Small Cell to one or two Cel-Fi QUATRA Network Units.

The SCIF may be ordered separately (a second NU requires purchase of two additional connection cables)

Connects a small cell to up to four Cel-Fi QUATRA (additional cables or splitters may apply)

Provides port isolation and attenuation

Supports small cells with one or two band dependent RF feeds per MIMO channel

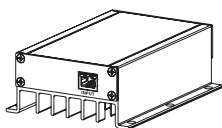
SMA connectors (50 ohm)

Includes Input and Output cables

699–2690 MHz

1 watt max input power on all ports

### QUATRA Range Extender (QRE) #Q34-E1000



The Cel-Fi QUATRA Range Extender is a Power over Ethernet (PoE) device that allows Cel-Fi QUATRA Network Unit (NU) to Coverage Unit (CU) interconnect cable lengths up to 650 ft (200 m). Plug and Play installation.

Power over Ethernet (PoE)


Extends NU to CU cable to 200 meters

Supports Cel-Fi QUATRA proprietary protocols

Intuitive LED interface

Note: Will not support other (non Cel-Fi QUATRA) PoE devices

### Wideband MIMO Panel Antenna #A52-X12-100



The Wideband MIMO Panel Antenna may be used as an Off-Air (OTA) donor source

MIMO Directional Panel Antenna

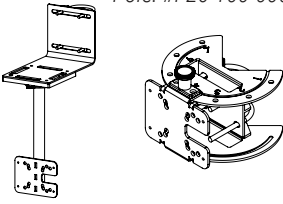
Integrated antenna cables (200 cm)

Ceiling/Wall/Pole mount hardware included

## Cel-Fi Mounts

Indoor: #F66-100-000

Pole: #F26-100-000



Indoor/outdoor mounts designed to secure a donor signal antenna for Cel-Fi QUATRA and work with the Cel-Fi WAVE Antenna Positioning Application

A rugged outdoor pole mount, designed for mounting antenna externally to a pole, and supporting the Antenna Positioning Application

## Power

(Network Unit only)

54 VDC @ 2.22 Amp via external supply (51.3 to 56.7 VDC tolerance)

External supply: 100 to 240 VAC, 47 – 63 Hz

Power consumption less than 120W max

Network Unit provides power to Coverage Units over Cat 5e (PoE)

## Environmental

Operating temperature: 0° to 40°C

Storage temperature: -25° to 60°C

Convection Cooling

Relative humidity: 0% to 95%, noncondensing

RoHS II 2011/65/EU

IP20

## Installation

Mounting hardware included

NU may be wall mounted (solid or hollow)

CUs may be wall or ceiling mounted

1 NU supports 1 to 4 CUs

iBwave VEX files available

## Radio Performance

(check product version for specific band support)

Band	Downlink	Uplink	Boost
1	2110-2170 MHz	1920-1980 MHz	Up to 20 MHz contiguous boost BW, HSPA or LTE SISO
2	1930-1990 MHz	1850-1910 MHz	Up to 20 MHz contiguous boost BW, HSPA or LTE SISO
3	1805-1880 MHz	1710-1785 MHz	Up to 20 MHz contiguous boost BW, HSPA or LTE MIMO
4	2110-2155 MHz	1710-1755 MHz	Up to 20 MHz contiguous boost BW, HSPA or LTE MIMO
5	869-894 MHz	824-849 MHz	Up to 15 MHz contiguous boost BW, HSPA or LTE SISO
7	2620-2690 MHz	2500-2570 MHz	Up to 20 MHz contiguous boost BW, LTE MIMO
8	925-960 MHz	880-915 MHz	Up to 15 MHz contiguous boost BW, LTE SISO
12	729-746 MHz	699-716 MHz	Up to 10 MHz contiguous boost BW, LTE MIMO
13	746-756 MHz	777-787 MHz	Up to 10 MHz contiguous boost BW, LTE MIMO
20	791-821 MHz	832-862 MHz	Up to 20 MHz contiguous boost BW, LTE MIMO
28	758-788 MHz	703-733 MHz	Up to 20 MHz contiguous boost BW, LTE MIMO

Total boost all-channel bandwidth 75 MHz (2x2 MIMO uses double bandwidth per channel)

DL Maximum NU in-band donor level -40dBm

DL Maximum NU survival donor level 30dBm

UL Maximum CU donor level -20dBm

Maximum UL power 22dBm bands 1, 2, 3, 4, 7

Maximum UL power 20dBm bands 5, 8, 12, 13, 20, 28

Maximum DL power 10dBm per 5 MHz bands 1, 2, 3, 4, 7

Maximum DL power 10dBm per 5 MHz bands 5, 8, 12, 13, 20, 28

LTE 5/10/15/20 MHz and WCDMA 3.84/5MHz bandwidths

## Physical Specifications

Network Unit	Coverage Unit
250x188x55mm	188x188x50mm
1.2 kg (40.8 oz.)	0.83 kg (29.2 oz.)

## Connections

4x CU RJ45 Proprietary Gigabit link

100 m max CU cable length Cat 5e

200 m max CU cable length with Cel-Fi QUATRA Range Extender (Cat 5e or Cat 6)

PoE IEEE 802.3at

RJ45 LAN management port (10/100 Fast Ethernet)

RJ45 LAN management output port (10/100 Fast Ethernet)

2x MIMO External RF Input (QMA Female 50 ohm)

## Compliance

(check individual product version for specific regional compliance)

3GPP TS 25.143 Rel.10

3GPP TS 36.143 Rel.10

CE

FCC Part 15, 20, 22, 24, 27

ISED Canada

UL 62368-1/CSA C27.2

Bluetooth BQB

RCM

Note: Certifications are regional; not all products need or have the same certifications. Please check the specific model number to determine exactly which certifications it has.

## Patents & Design

Cel-Fi QUATRA products are covered by Nextivity, Inc., patents and patents pending.

Designed by Nextivity, Inc. in San Diego, California, USA.

Please refer to [cel-fi.com](http://cel-fi.com) for details.

Specifications subject to change without notice.

## System Management

(Software)

Cel-Fi QUATRA Management Tool (QMT) (beta coming soon!)

Cel-Fi WAVE cloud portal

Cel-Fi WAVE Remote Management:

- Status (list and map)
- Commissioning
- Diagnostics
- Software Updates
- Settings
- Reporting
- Alarms & Notifications

Copyright © 2018 by Nextivity, Inc, U.S. All rights reserved. The Nextivity and Cel-Fi logos are registered trademarks of Nextivity Inc. All other trademarks or registered trademarks listed belong to their respective owners. Designed by Nextivity in California.