

Powertec Trucker Edge Antenna, 700 to 2200 MHz, Black

Model Number

ANT-BH-OM-202TB-2

GTIN-13

9337692000423

Polarisation

SISO

Design Type

Vehicle Mounted Collinear

RF Category

Cellular



The Powertec Trucker Edge Antenna is designed to provide optimal gain across 3G and 4G bands used when travelling throughout Australia & abroad. This powerful bullbar antenna provides the optimum 6 dBi gain, providing best performance in both flat remote areas and when travelling amongst hills and tall trees.

As a bullbar mounted antenna the Trucker Edge sports an extra-heavy-duty stainless-steel bell-spring for rough corrugations and a strong tapered fibreglass radome that provides consistent radiative performance in all directions. The antenna has a 4.5 metre PTL-240 Ultra-Flex cable which is an industry-standard for high vibration mining machinery and industrial plant and provides the lowest per-metre loss of all similar sized coaxial cables.

The antenna has been optimised for the cellular Low Band (700 to 960 MHz) which is used by all network operators as the primary band for voice & data services. With the coming 3G switch-off, Trucker Edge is built ready for 5G (NR850).

This antenna has been developed by the Powertec team as the ideal companion for Cel-Fi GO. The antenna is supplied pre-terminated and pre-tuned, simply unpack and go.

- Optimum 6 dBi gain for flat and hilly areas
- Extra heavy-duty stainless steel spring
- High vibration PTL-240 Ultra-Flex cabling
- 4.5 metres of cable with an industry standard SMA Male connector.

Antenna Technical Data

PHYSICAL CHARACTERISTICS

Construction Material	Fibreglass, Stainless Steel, Aluminium	RF Connections	1
Radome Colour	Black	Environmental Rating	No Data
Dimensions	950 x 60 mm	Operating Temperature	-40 °C to 65 °C
Weight	1.8 kg	Mounting	Stud Ø 16 mm

ELECTRICAL SPECIFICATIONS

MECHANICAL SPECIFICATIONS

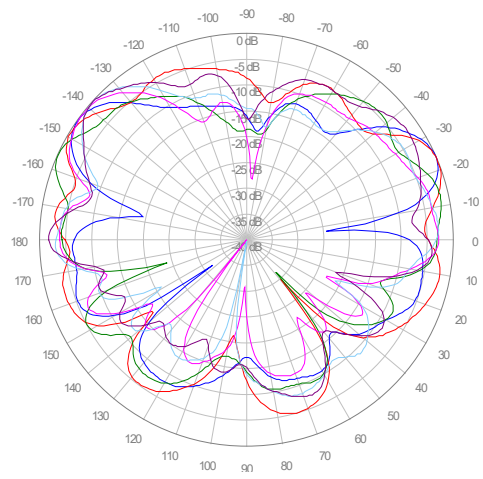
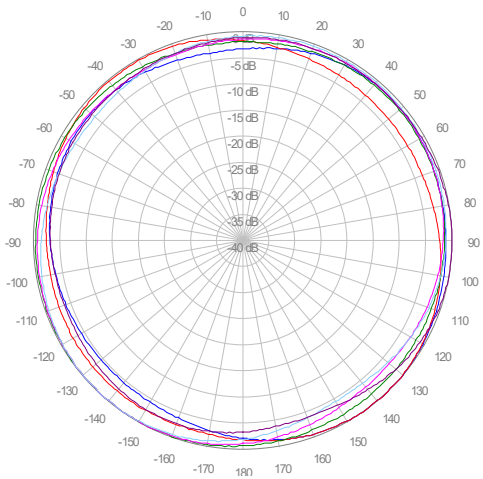
Input Impedance	50 Ω	Input Connector	SMA
Polarisation	Vertical (V)	Input Connector Gender	Male
Max. Input Power	50 W	Cable Series	PTL-240 Ultra-Flex
PIM, 3rd Order	-	Cable Length	4500 mm

FREQUENCY RANGE	PEAK GAIN	VSWR	AZ.	EL.	F/B RATIO	INTER-PORT	XPI
698 to 803 MHz	5.4 dBi	< 2.3:1	360°	48°	-	-	-
803 to 890 MHz	5.8 dBi	< 1.5:1	360°	44°	-	-	-
890 to 960 MHz	5.3 dBi	< 1.5:1	360°	49°	-	-	-
1695 to 1880 MHz	5.6 dBi	< 1.7:1	360°	60°	-	-	-
1880 to 2200 MHz	5.5 dBi	< 1.7:1	360°	65°	-	-	-

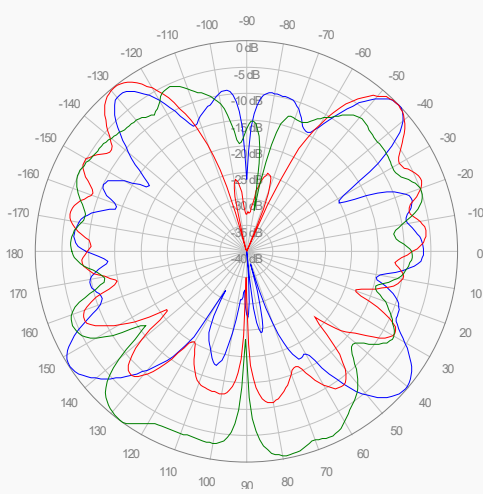
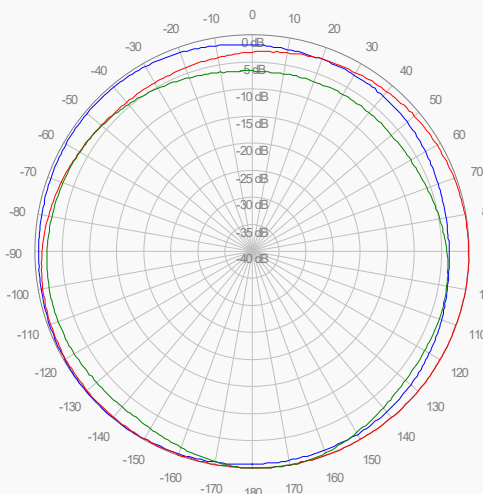
AZIMUTH POLAR PLOT

ELEVATION POLAR PLOT


698 to 960 MHz




1695 to 2200 MHz



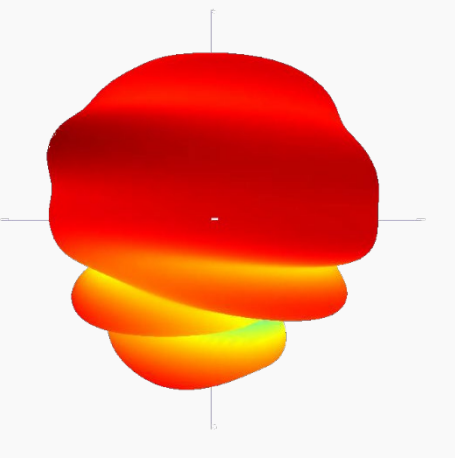
723 MHz



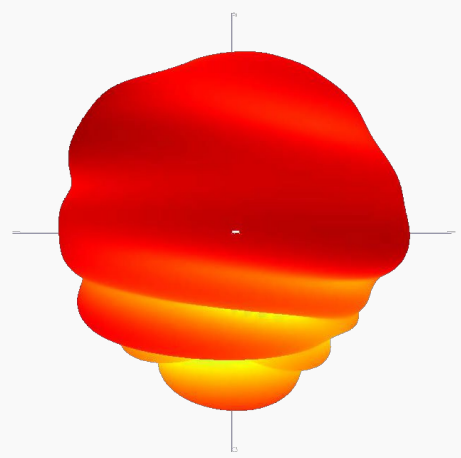
778 MHz




840 MHz



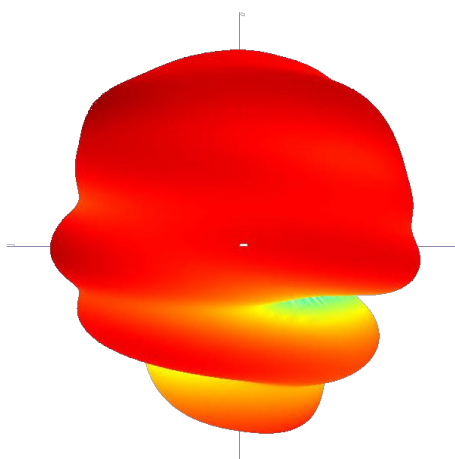
885 MHz



911 MHz

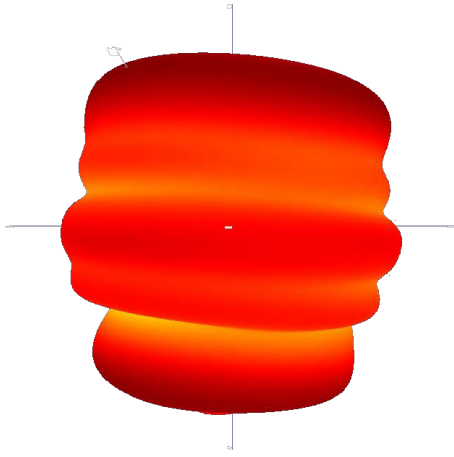


956 MHz

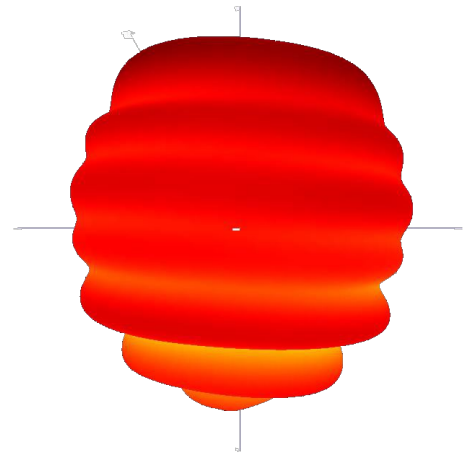


3D RADIATION PATTERNS


1710
MHz



1880
MHz



2170
MHz





Document Generated on 3/06/2022 3:48 PM

Disclaimer: Although care has been taken to ensure the accuracy, completeness and reliability of the information provided, Powertec assumes no responsibility therefore. The user of the information agrees that the information is subject to change without notice. Powertec assumes no responsibility for the consequences of use of such information, nor for any infringement of third party intellectual property rights which may result from its use. IN NO EVENT SHALL POWERTEC BE LIABLE FOR ANY DIRECT, INDIRECT, SPECIAL, OR INCIDENTAL DAMAGE RESULTING FROM, ARISING OUT OF OR IN CONNECTION WITH THE USE OF THE INFORMATION.

