

IPCAM-PTZ5300-2.7-13.5

3-inch 5MP Active Deterrence Network PTZ Camera



Key Features

- 1/2.7" progressive scan CMOS
- 5x optical zoom, 16x digital zoom
- Support face, human and vehicle detection and capture
- Support smoke and fire detection as well as smart motion detection
- Auto tracking and perimeter protection based on deep learning
- Intelligent analysis: intrusion, single line crossing, double line crossing, loitering, wrong-way, illegal parking and people counting
- True WDR, 3D DNR, ICR, Defog, Anti-shake
- Built-in Microphone and Speaker
- Built-in red and blue warning light, support sound-light warning
- Smart dual illuminator, up to 50m IR and 30m warm light distance
- Built-in SD card slot, up to 512GB
- IP66



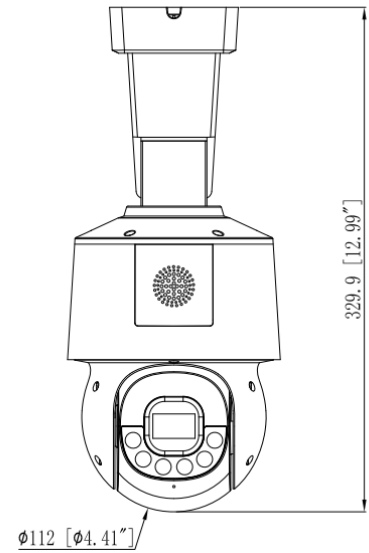
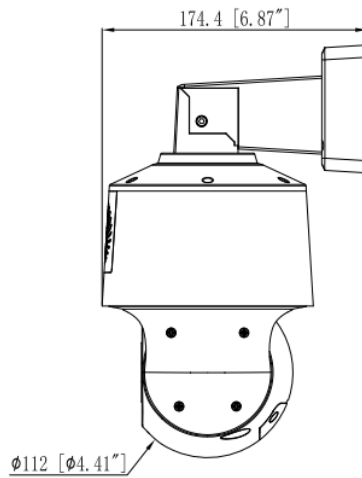
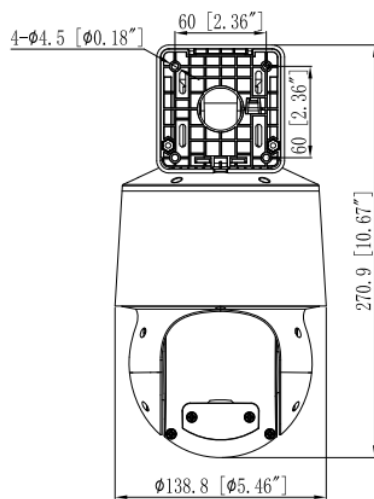
Specification

Camera				
Image Sensor	1/2.7” Progressive Scan CMOS			
Max. Resolution	2880(H)×1620(V)			
Electronic Shutter	Auto/Manual, 1/5 to 1/20,000s			
Min. illumination	Color: 0.01 Lux @ (F1.6, AGC ON), B/W: 0.001 Lux @ (F1.6, AGC ON), 0 Lux with light			
Day & Night	IR cut filter			
Lens				
Focal Length	2.7 to 13.5mm			
Max. Aperture	F1.66 to F3.03			
Angle of View	H: 111.5° to 32.3°, V: 57.5° to 17.9°			
Optical Zoom	5x			
Digital Zoom	16x			
Focus Control	Auto/Manual/Semi-automatic			
DORI Distance				
Lens	Detect	Observe	Recognize	Identify
2.7 mm	70 m (229.7 ft)	28 m (91.9 ft)	14 m (45.9 ft)	7 m (23.0 ft)
13.5 mm	205 m (672.6 ft)	82 m (269.0 ft)	41 m (134.5 ft)	20.5 m (67.3 ft)
Illuminator				
Illuminator Type	IR, Warm light			
Illumination Distance	IR distance up to 50m (164.0ft) Warm lights distance up to 30m (98.4ft)			
Illuminator On/Off Control	Auto/Manual			
PTZ				
Pan/Tilt Range	Pan: 0° to 355° endless, Tilt: -20° to +90°			
Pan Speed	Pan speed: 0.1° to 60°/s, preset speed: 60°/s			
Tilt Speed	Tilt speed: 0.1° to 50°/s, preset speed: 50°/s			
Presets	400			
Patrol Scan	6 Track, 12 Scan, 12 Patrol (up to 32 presets per patrol)			
Power-Off Memory	Support			
3D Positioning	Support			
PTZ Status Display	Support			
Idle Motion	The time can be set (1-240 minutes), and functions such as preset positions, patrols, scans, and tracks can be run.			

Video	
Streaming Capability	3 Streams
Stream/Frame Rate	Stream1: 2880×1620, 2560×1440, 2304×1296, 1920×1080, 1280×720 @25/30fps Stream2: D1, VGA, 640×360, CIF, QVGA @25/30fps Stream3: VGA, CIF, QVGA @25/30fps
Bit Rate Control	CBR/VBR
Bit Rate	Stream1: 200kbps to 12Mbps Stream2: 100kbps to 6Mbps Stream3: 100kbps to 3Mbps
Smart Encoder	Support
Region of Interest (ROI)	Support
Audio	
Compression	G.711: 64Kbps, RAW_PCM: 128Kbps
Sound Warning	Sound warning alarm: Customizable voice and alarm sounds
Image	
Image Adjustment	Brightness, Sharpness, Contrast, Saturation
Mirror	Support
Exposure Mode	Auto/Manual
White Balance	Auto/Manual
Day/Night Setting	Auto, Day, Night, Time
Noise Reduction	2D/3D DNR
Image Enhancement	HLC, BLC, Defog, Anti-shake
Wide Dynamic Range	True WDR
S/N Ratio	55dB
Motion Detection	Support
Privacy Masking	Support 40 zones, mask color configurable
Smart Function	
Multi-Object Detection	Support face, human, vehicle detection and capture
Intelligent Analysis	Intrusion, Single line crossing, Double line crossing, Loitering, Wrong-way, Illegal parking, (support the accurate detection of vehicle and human)
Smoke and Fire Detection	Support
People Counting	Support
Smart Motion Detection	Support
Smart Tracking	Support
Network	
Protocols	IPv4, IPv6, TCP/IP, HTTP, HTTPS, RTSP/RTP/RTCP, IGMP/Multicast, SMTP, DHCP, NTP, DNS, DDNS, QoS, SNMP, 802.1X, UDP, ICMP, ARP, TLS
Interoperability	ONVIF, SDK, CGI
Streaming Method	Multicast

Max. User Access	10 Users
Web Viewer	<IE11, Chrome, Firefox, Microsoft Edge
Language	English, Chinese, Polish, Italian, Portuguese, Spanish, Russian, French, Czech, Hungarian. Default: English
Interface	
Network Interface	1 Ethernet (10/100 Base-T) RJ-45 Connector
Built-in Microphone	Support
Built-in Speaker	Support, Max sound transmission distance of 60m (196.85ft) (45-48 dB)
Alarm Interface	1ch Input, 1ch Output
SD Card Slot	Built-in, up to 512GB
Reset Button	Support
Electrical	
Power Supply	12VDC/PoE+ (IEEE 802.3at)
Power Consumption	Less than 19.5W (illuminator + red and blue warning light + speaker + PTZ working + glass defogging)
Operating Temperature	-30°C to 60°C (-22°F to 140 °F)
Operating Humidity	Less than 90% RH
Ingress Protection	IP66
Certifications	CE/FCC
Casing	Metal + Plastic
Dimensions	174.4 × 138.8 × 270.9 mm (6.87 × 5.46 × 10.67 inch) of wall mount
Net Weight	1.28Kg (2.82lb)

Dimensions (mm)



Accessories

Optional :



CMB-JB001
Junction Box



WP100
Pole Mount